



076 483 4906

Exercise the little grey cells with these family puzzles

WORD CONNECTS



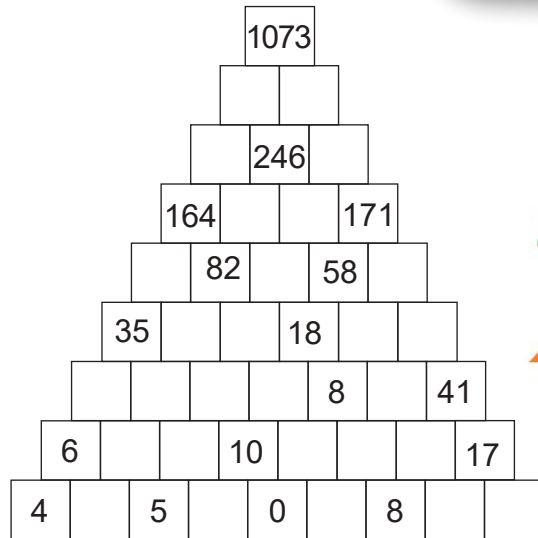
How to play
Link the letters to form eight separate words. Each word must have "CI" in the center of the word, as in the example: "REPOSE".

DE	FF
IM	MA
RE	FF
CA	TE
LI	SE
HO	SE
TO	FF
TI	SE

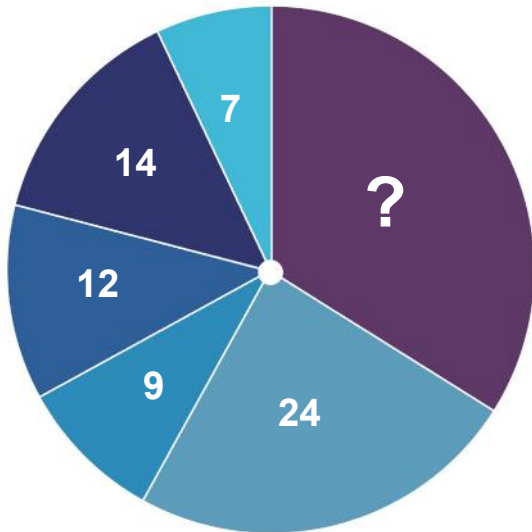
PO

PYRAMID MATHS


Add the adjacent numbers together and write their sum in the block above them. Continue until you have completed the pyramid.
Tip: In some cases you may use the inverse operation of addition (ie. subtraction) to help find the numbers in the pyramid.



Can you guess the missing number in the wheel?



What are the two car's parking spot numbers?



Please help us find these items in the playground picture below. Once you have found the missing objects, have fun colouring in the picture.



SPEAKING IN



Maths riddle: I am thinking of a number. If you add 5 to it and then multiply the result by 3, you get 24. What number am I thinking of?

WORD SUDOKU



	O				K	B	
				B			S
S	B	L			A		
	S		B	L			T
C			T	O	U		K
T				S	C		A
		K		C	L	O	B
O				A			
	U	S				C	

Solve this puzzle as you would a Sudoku. Fill the 9x9 grid with the word **BLACKOUTS**, without repeating any letters in the same row and column. The letters must be placed in each row, column, and 3x3 block.

SUDOKU

7	4					2		5
				8	4			
			7					6
	1		2			6		
	8			3			1	
		6			7		4	
9					3			
			5	6				
6	3						5	1

FUTOSHIKI

Fill the grid with numbers 1-4.
• Each row and column must contain only one instance of each number.
• The numbers should satisfy the comparison signs - less than or greater than.

1	4			
	^	^		
^		3	<	
		^		>